

ORDER Nº

CLIENT

Email

FRAME STYLE		*P.V.P.
LO-NORD	NORD Series (Mono-tube frame, designed to measure and handcrafted).	5.299,00€
LO-NORD-ADJ	Center of gravity adjustable for NORD Series	405,00€
LO-TORB-25	TORB 25 Series (25mm. Double tube frame. designed to measure and handcrafted).	5.630,00€
LO-TORB	TORB Series (32mm. Double tube frame. designed to measure and handcrafted).	5.849,00€
LO-BMP	Rear suspension, Center of gravity adjustable (+2,5cm. -5cm.) for NORD SERIES and TORB-25 Series	629,00€

MEASUREMENT EVALUATION. (Maximum user weight: 125kg.)

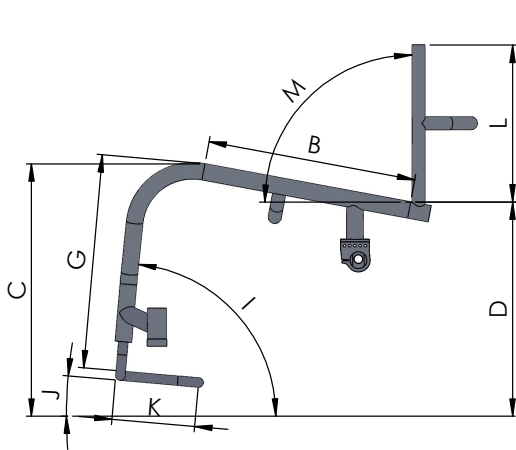


Fig.1

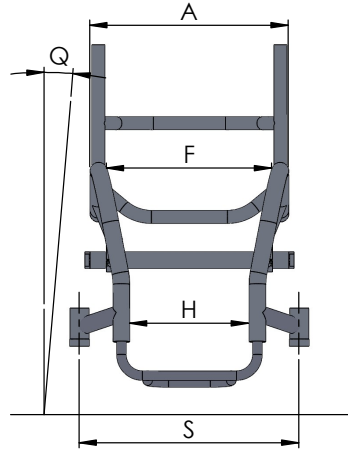


Fig.2

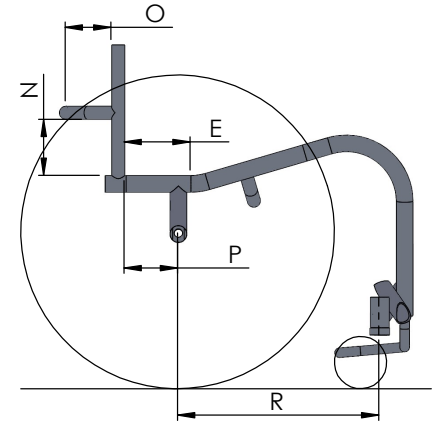


Fig.3

SEAT (cm.) (°)			
A	WIDTH		Measure from the outside of the seat tube to the outside of the opposite tube in the trochanter area. (Fig.2)
B	DEPTH		Measure from in front of the backrest tubes to the end edge of the seat upholstery. (Fig.1)
C	FRONT HEIGHT		Measure from the top of the seat tube to the floor. (Fig.1)
D	REAR HEIGHT		Measure from the top of the seat tube to the floor in front of the back tubes. (Fig.1)
E	ERGONOMIC SEAT		Measure from front of the backrest tubes to the start of bending. (Fig.3)
F	CONIC SEAT.		Measure from the inside of the seat tube to the inside of the opposite tube in the popliteal area. (Fig.2)
FOOTREST (cm.) (°)			
G	HEIGHT		Measure from the front edge of the upholstery to the top of the footrest. (Fig.1)
H	WIDTH	<input type="checkbox"/> "Y" <input type="checkbox"/> "V"	Measure from the inside of the footrest tube to the inside of the opposite tube. (Fig.2)
I	FRONT ANGLE		Measure from in front of the front tubes to the floor. (Fig.1)
J	FOOTREST ANGLE		Measure the angle from the footrest tube to the floor. (Fig.1)
K	FOOTREST DEPTH		Measure from the front of the footrest tube to the end of the footplate. (Fig.1)
BACKREST (cm.) (°)			
L	HEIGHT		Measure from the top of the seat tube to the end of the backrest tubes. (Fig.1)
M	ANGLE		Measure from the backrest tube to the floor. (Fig.1)
N	CROSS BAR HEIGHT		Measure from the top of the seat tube to the bottom edge of the bar. (Fig.3)
O	CROSS BAR DEPTH		Measure from the rear of the backrest tube to inside of the bar. (Fig.3)
WHEELS (cm.) (°)			
P	CENTER OF GRAVITY.		Measure from front of the backrest tubes to the center of the wheel. (Fig.3)
Q	CAMBER		Measure the angle respect to the vertical. (0°-2°-4°) (Fig.2)
R	AXIS DISTANCE		Measure from the axle of the rear wheels to the axle of the front fork. (Fig.3)
S	FRONT STABILITY		Measure from between fork axis. (Fig.2)

SEAT STYLE		
LO-EA-AE	Ergonomic Seat (Indicate size on page 1)	85,00€
LO-EA-AC	Conic Seat (Indicate size on page 1. Some restrictions with sideguards and brakes).	85,00€
LO-EA-TAT	Bolt-on Upholstery. *image 1 (Not available with ergonomic or conic seat)	Sin cargo
LO-EA-TATC	Tension Adjustable by straps. *image 2	225,50€
LO-EA-RD	Carbon fiber seat base. *imagen 3	289,0€
LO-EA-EPBE	Bodypoint Evoflex Pelvic stabilizer. *imagen 4	190,00€
		
BACKREST STYLE		
LO-ER-FJ	Fixed (Welded to seat frame) *imagen 1	Sin cargo
LO-ER-AAA	Folding (It blocks while folded) *image 2	465,00€
LO-ER-EMP	Folding Push Handles *image 3	249,00€
LO-ER-EMP-B	Backrest crossed inclined for use as a push handle *imagen 4	189,00€
LO-ER-TAT	Tension Adjustable by velcro *image 4	Sin cargo
LO-ER-TATC	Tension Adjustable by straps *image 5	229,00€
LO-ER-TATC3	Tension Adjustable by straps with breathable upholstery (3D mesh) *image 5	275,00€
LO-ER-TATB	Back pocket (+/- 10-12cm. deep)	45,50€
LO-ER-TATBXL	Back pocket XXL (+/- 20cm. deep)	65,50€
		
FOOTREST STYLE		
LO-ERP-TUB	Tubular *imagen 1	Sin cargo
LO-ERP-PAL	Tubular with aluminum plate *image 2	89,00€
LO-ERP-PFC	Tubular with carbon fiber plate *image 3	149,00€
LO-ERP-SAZ	Tubular with antislip surface (Requier aluminum or carbon fiber plate) *image 4	54,00€
LO-ERP-ART	Carbon fiber angle adjustable *image 5	185,00€
LO-ERP-EXL	FoldBack plate	350,00€
LO-ERP-IND	Independent footplates *image 6	350,20€
LO-ERP-ALA	Lateral control *image 7	180,00€
LO-ERP-CPB	Bodypoint Calf Strap	110,00€
		
REAR WHEELS		
	24" <input type="checkbox"/> 25" <input type="checkbox"/> 26"	
LO-RT-STD	Standard (only in 24")	Sin cargo
LO-RT-SPOX	Spinergy SPOX - 18 spokes, 721gr. <input type="checkbox"/> Black <input type="checkbox"/> Red <input type="checkbox"/> Yellow <input type="checkbox"/> Blue <input type="checkbox"/> White <input type="checkbox"/> Green *image 1	879,00€
LO-RT-LX	Spinergy LX - 12 spokes, 687gr. <input type="checkbox"/> Black <input type="checkbox"/> Red <input type="checkbox"/> Yellow <input type="checkbox"/> Blue <input type="checkbox"/> White <input type="checkbox"/> Green <input type="checkbox"/> Orange <input type="checkbox"/> Purple	1065,00€
LO-RT-XLX	Spinergy XLX - 12 spokes, 658gr. <input type="checkbox"/> Black <input type="checkbox"/> White *image 3	1109,00€
LO-RT-TCA	Aluminum camber tube	Sin cargo
LO-RT-TCFB	Carbon fiber camber tube *image 4	175,00€



TYRES

LO-NEU-RIGH	Schwalbe Rightrun	Sin cargo
LO-NEU-MRP	Schwalbe Marathon Plus	123,60€

HANDRIM

LO-AP-AP	Grey anodized	Sin cargo
LO-AP-AN	Black anodized	Sin cargo
LO-AP-TI	Titanium	470,00€
LO-AP-SEG	Siouxx Easy Grip (rounded cover with rubber)	455,00€
LO-AP-CCA	Carbolife Curve Anodized <input type="checkbox"/> Carbolife Curve L Anodized *image 1	330,00€
LO-AP-CGAR-S	Carbolife Gekko With Replaceable Silicone Strip <input type="checkbox"/> Carbolife Gekko S *image 2	435,00€
LO-AP-CCTGA	Carbolife Curve Tetra Grip Anti-Slip Coating <input type="checkbox"/> Carbolife Curve L Tetra Grip Anti-Slip Coating *image 3	435,00€
LO-AP-CQASC	Carbolife Quadro Anti-Slip Coating *image 4	435,00€
LO-AP-M	Standard mounting <input type="checkbox"/> Narrow mounting	Sin cargo

BRAKES

LO-FR-PTL	Push To Lock. *image 5	Sin cargo
LO-FR-TD	Sport Scissor. *image 6	189,00€
LO-FR-TDAL	Sport Scissor Aluminum Eagle *image 7	249,00€



SIDEGUARDS

LO-PL-AF	Aluminum Fixed. *image 1	295,00€
LO-PL-AFF	Aluminum Fixed with fender welded	595,00€
LO-PL-CF	Carbon fixed. *image 2	410,00€
LO-PL-CFF	Carbon fender fixed. *image 3	515,00€
LO-PL-EX	Quickrelease system.	265,00€
LO-PL-AB	Folding system (It might have some incompatibilities with ergonomic seat.)	265,00€

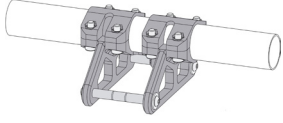
CASTERS

LO-RD-DIAM	3" <input type="checkbox"/> 4" <input type="checkbox"/> 5" <input type="checkbox"/>	Sin cargo
LO-RD-WID	1" <input type="checkbox"/> 1.5" (Wide) <input type="checkbox"/>	
LO-PL-EX	Frog Legs casters 4x1.5"	115,00€
LO-RD-COL	Aluminum grey <input type="checkbox"/> Aluminum black *image 4-5	

FORK

LO-HQ-NAB	Black anodized Box. *image 4-5	Sin cargo
LO-HQ-MO	Black anodized Monofork	242,70€
LO-HQ-RSB	Recoil Suspension Box. (With suspension adjustable) *image 6	685,00€
LO-HQ-WRSB	Wide Recoil Suspension Box	745,85€



OPTIONS		
LO-OP-FRPO	Front pocket	55,00€
LO-OP-PCH	Front frame protectors.	55,00€
LO-OP-BBR	Batec Bloc Ready (Seat tube ready for the Batec Bloc use)	Sin cargo
LO-OP-BBP	Batec Bloc. New engagement system for Batec, replaces the bar system. (Wight 430gr., detachable and adjustable.) 	466,00€
FINISH		
LO-AC-SAT	Raw	Sin cargo
LO-AC-PE	Powder coating (ask for colours available)	Sin cargo
COMMENTS		